



2-Circle Goniometer 416/416A

The system 416 is a combination of two 1-Circle Goniometers 411 or 411A*. Both circular motions are independent of each other.

The upper circle is equipped with a 2-Theta arm with a prism guide and carriage.

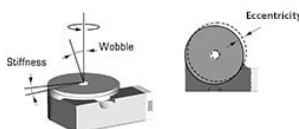
A further prism guide with carriage is mounted on the side of the housing of the upper circle.

- four precision configurations
- two load configurations

Application specific versions:

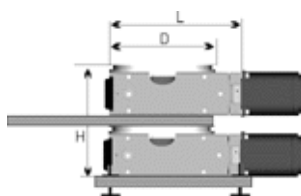
- vacuum suitable
- antimagnetic
- radiation resistant
- in black

Precision configurations:



	X1	X2	X3	XE
Accuracy ["]:	<=40	30	15	on request
Repeatability (unidir.) ["]:	<=4	2	2	on request
Reversal error ["]:	<=20	8	7	on request
Eccentricity [µm]:	<=5	3	2	2
Wobble ["]:	<=8	4	3	3

Dimensions [mm]:



D:	L:	H:
179	195	xxx

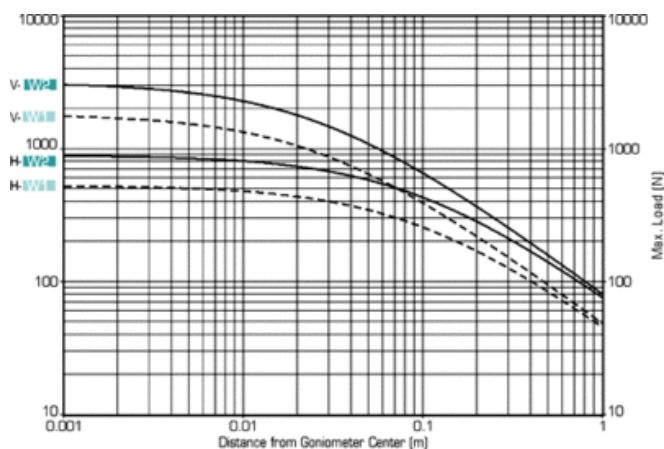
Accessories:

Motors:	2-/3-/5-Ph. Servo/DC
Hand wheels:	0056
Gear boxes:	2056.05 2056.10 2056.20
Limit switches:	included
Zero-point control:	9100
Encoder XE :	incremental absolute
Control system:	9300
Goniometer head mounting:	1412, 1413
Arms:	analyser, counter weight
Counter weight:	optional
Base plate:	423.12 included

Maximum load Theta circle (vertical goniometer axis):

Max. load [N] W1 :	1800
Max. load [N] W2 :	3100

Maximum load 2-Theta circle:



- vertical goniometer axis (V- **W1** , V- **W2**)
- horizontal goniometer axis (H- **W1** , H- **W2**)
- The maximum load on the 2-Theta arm is depending on the

distance (momentum)

Specifications:

Travel range [°]:	360
Material (housing/worm gear):	Aluminium/Bronze
Gear ratio:	360:1 / 180:1*
Resolution [°]:	0.001 / 0.002* **
Min. drive torque [Nm]:	0.40 / 0.45*
Weight [kg]:	20
Flange size [mm]:	56

* values concerning 2-Circle Goniometer 416A

** step motor 1000 steps/revolution

