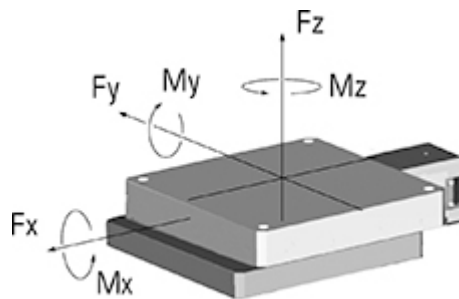




XY-Stage 5102.10

- multi-axis positioning systems possible by simple combination of stages (e.g. with 5203.10, 5103.10)
- high-precision spindle drive with smoothed and tempered spindle (self-locking)
- wear resistant delta bronze spindle nut
- mounting of drive spindle free of play
- use of low-friction guides results in optimum fine adjustment due to high reproducibility of minimum system step distance
- use of stress-relieved, highly resilient materials guarantees high system stability and long life
- robust surfaces through galvanic anodisation

Maximum load:



A general statement of maximum load and torque capacities is not possible for eccentric forces due to the amount of different configurations.

However, our engineers will gladly calculate the maximum load capacity for your specific application.

Application specific versions:

- vacuum suitable
- antimagnetic
- radiation resistant
- in black

Modularly individually configurable:

- from basic model to high-end system
- to multi-axis systems
- with customer-specific hole pattern

Accessories:

Motors:	2-/5-Ph. Servo/DC
Hand wheels:	0042
Gear boxes:	2042.10 2042.20
Limit switches:	included
Zero-point control:	9100
Encoder XE :	incremental absolute
Control system:	9300

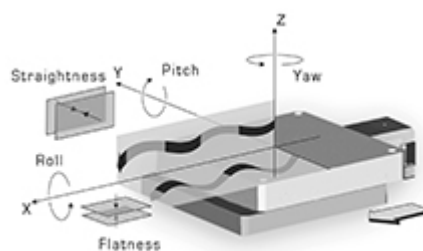
Dimensions [mm]:

A:	B:	H:
100	100	44

Specifications:

Travel range [mm]:	+/- 12
Material (base/slide):	Aluminium
Spindle pitch [mm]:	1
Max. load [N]	500
Min. drive torque [Nm]:	0.08
Stiffness ["/Nm]:	7
Weight [kg]:	2.5

Precision configurations:

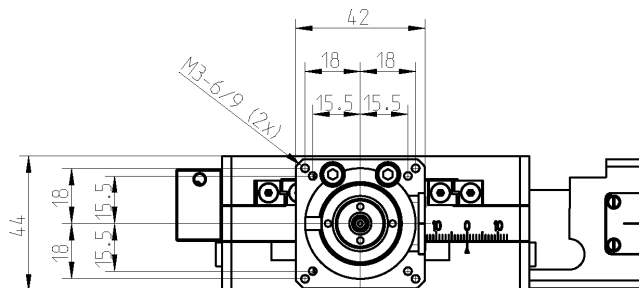
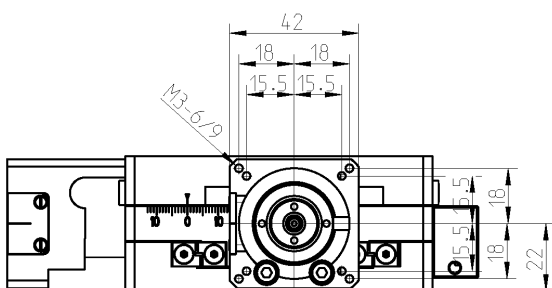
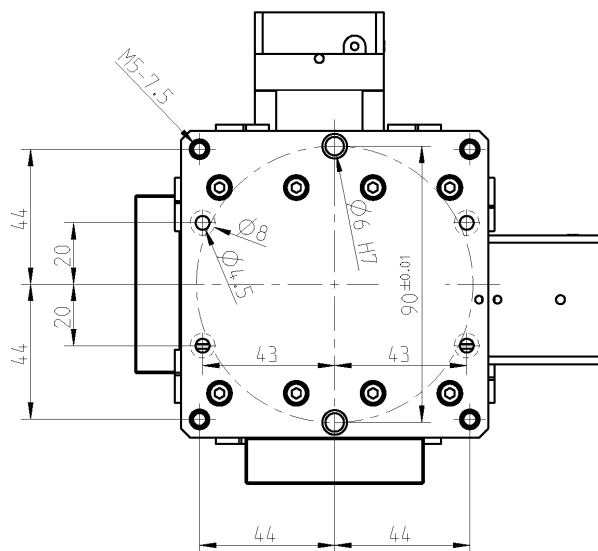
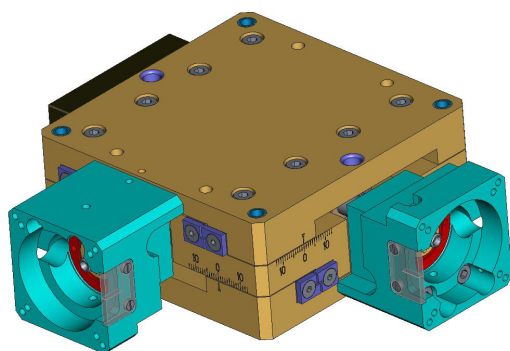


X1

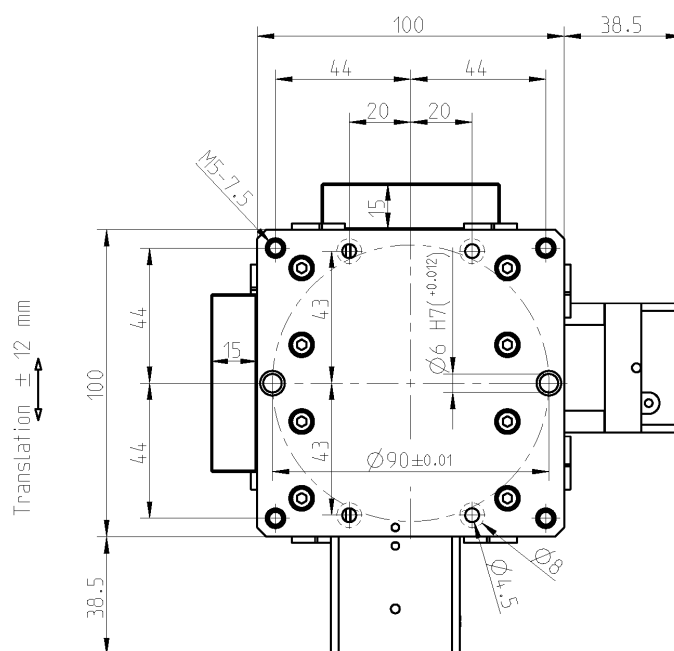
XE

Accuracy [μm]:	(+/-)	15	on request
Repeatability (unidir.) [μm]:	(+/-)	3	on request
Reversal error [μm]:		5	on request
Flatness [μm]:	(+/-)	3	3
Straightness [μm]:	(+/-)	3	3
Yaw ["]:	(+/-)	5	5
Pitch ["]:	(+/-)	7	7
Roll ["]:	(+/-)	7	7

X2 : values on request



Translation ± 12 mm



Translation ± 12 mm